



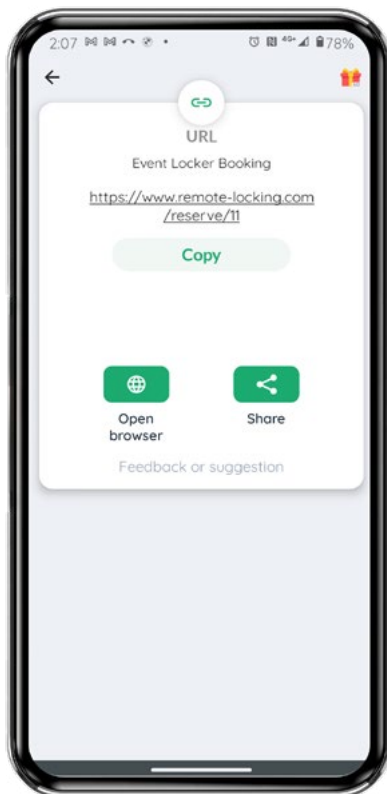
Access Code Managed

Using the software



Step 1

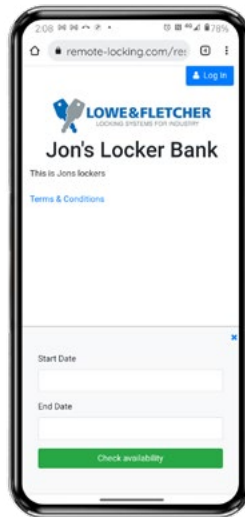
At the locker or storage area, scan the QR code with a smartphone to take you to the Remote Locking booking portal.





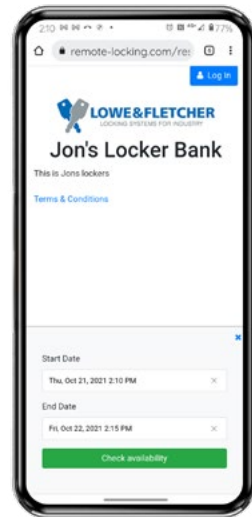
Step 2

Select "Book".



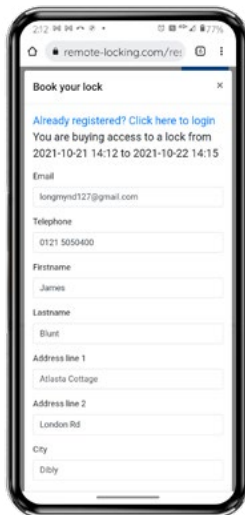
Step 3

Check availability.



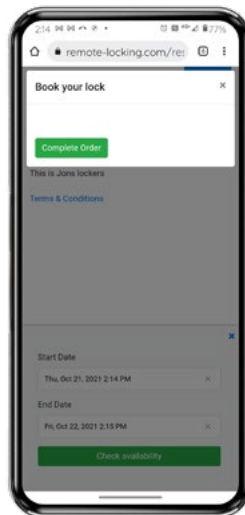
Step 4

Enter the required dates.



Step 5

When the dates are entered, fill in your details.



Step 6

Complete the order.



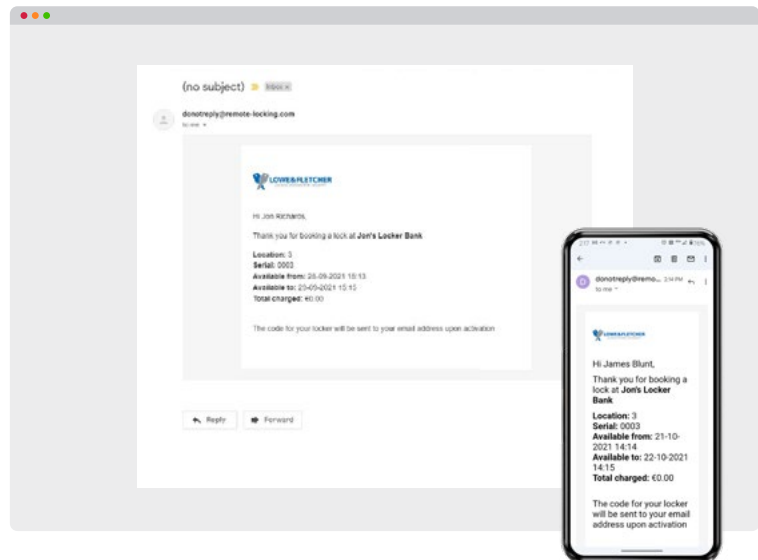
Step 7

The order confirmation will then appear on screen.



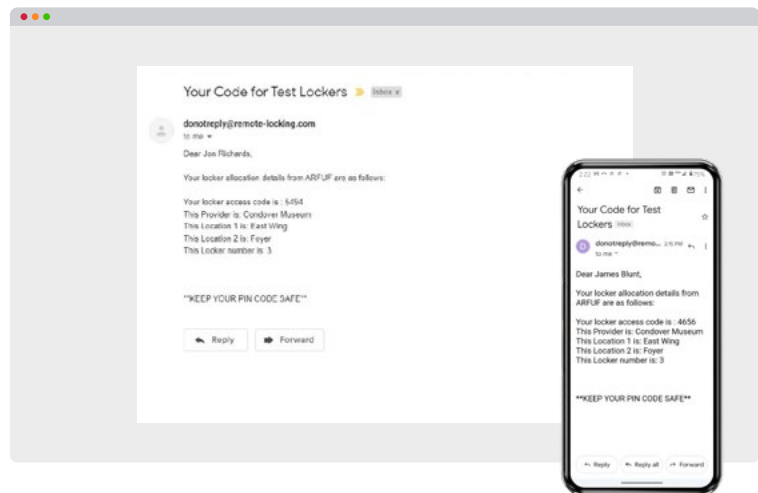
Step 8

You will receive an email notification confirming the location, dates and times and any applicable fee.



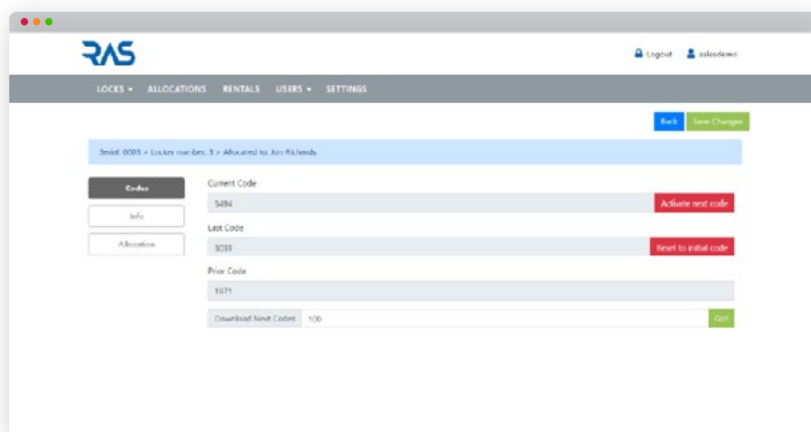
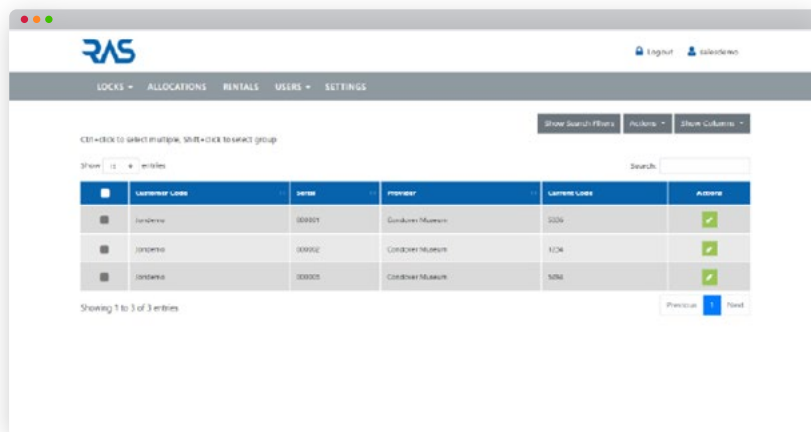
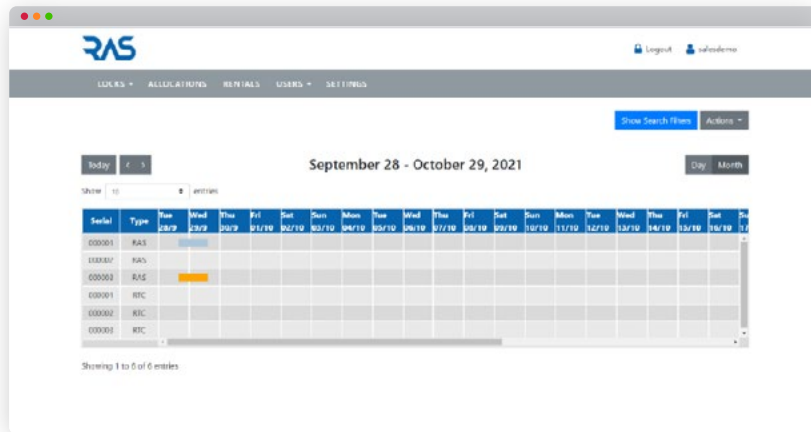
Step 9

You will receive another email prior to the booked time confirming the location and the pin number to activate the lock.



Administrator Portal

These are screenshots from the administrator portal showing the bookings for the locker bank; the three lockers allocated to the location and the pin number, and details for a given individual lock.



We're here and ready to help

Our electronic locks are made in the UK and supported by our expert team in Europe and America, and through our partners worldwide.

Visit our website for more information: www.connectedlocking.com

CONTACT DETAILS

Lowe & Fletcher Ltd (UK)

E: sales@lowe-and-fletcher.co.uk

T: +44 (0) 121 505 0400

Lowe & Fletcher Inc (USA)

E: sales@loweandfletcherinc.com

T: +1 (616) 994 0490

Euro-Locks SA NV (Belgium)

E: sales@euro-locks.be

T: +32 61 212.261

Euro-Locks SA (France)

E: euro-locks@euro-locks.fr

T: +33 (0)3.87.92.61.11

Euro-Locks Sicherheitseinrichtungen GmbH (Germany)

E: vertrieb@euro-locks.de

T: +49 (0) 6897 9072 0

Euro-Locks Sp. z o. o. (Poland)

E: sekretariat@euro-locks.pl

T: +48 (32) 344-78-70, -82, -84

